

Centre Number						Candidate Number				
Surname										
Other Names										
Candidate Signature										

For Examiner's Use	
Examiner's Initials	
Question	Mark
1	
2	
3	
4	
5	
6	
7	
8	
TOTAL	



General Certificate of Education  
Advanced Subsidiary Examination  
June 2011

# Mathematics

# MD01

## Unit Decision 1

Thursday 26 May 2011 9.00 am to 10.30 am

**For this paper you must have:**

- the blue AQA booklet of formulae and statistical tables.

You may use a graphics calculator.

### Time allowed

- 1 hour 30 minutes

### Instructions

- Use black ink or black ball-point pen. Pencil should only be used for drawing.
- Fill in the boxes at the top of this page.
- Answer **all** questions.
- Write the question part reference (eg (a), (b)(i) etc) in the left-hand margin.
- You must answer the questions in the spaces provided. Do not write outside the box around each page.
- Show all necessary working; otherwise marks for method may be lost.
- Do all rough work in this book. Cross through any work that you do not want to be marked.
- The **final** answer to questions requiring the use of calculators should be given to three significant figures, unless stated otherwise.

### Information

- The marks for questions are shown in brackets.
- The maximum mark for this paper is 75.



J U N 1 1 M D 0 1 0 1





**2** Five different integers are to be sorted into ascending order.

**(a)** A bubble sort is to be used on the list of numbers 6 4  $x$  2 11.

**(i)** After the first pass, the list of numbers becomes

4  $x$  2 6 11

Write down an inequality that  $x$  must satisfy.

*(1 mark)*

**(ii)** After the second pass, the list becomes

$x$  2 4 6 11

Write down a new inequality that  $x$  must satisfy.

*(1 mark)*

**(b)** The five integers are now written in a different order. A shuttle sort is to be used on the list of numbers 11  $x$  2 4 6.

**(i)** After the first pass, the list of numbers becomes

$x$  11 2 4 6

Write down an inequality that  $x$  must satisfy.

*(1 mark)*

**(ii)** After the second pass, the list becomes

2  $x$  11 4 6

Write down a further inequality that  $x$  must satisfy.

*(1 mark)*

**(c)** Use your answers from parts **(a)** and **(b)** to write down the value of  $x$ . *(2 marks)*

QUESTION  
PART  
REFERENCE

.....

.....

.....

.....

.....

.....

.....

.....

.....

.....





**3** A group of eight friends, *A, B, C, D, E, F, G* and *H*, keep in touch by sending text messages. The cost, in pence, of sending a message between each pair of friends is shown in the following table.

	<i>A</i>	<i>B</i>	<i>C</i>	<i>D</i>	<i>E</i>	<i>F</i>	<i>G</i>	<i>H</i>
<i>A</i>	–	15	10	12	16	11	14	17
<i>B</i>	15	–	15	14	15	16	16	15
<i>C</i>	10	15	–	11	10	12	14	9
<i>D</i>	12	14	11	–	11	12	14	12
<i>E</i>	16	15	10	11	–	13	15	14
<i>F</i>	11	16	12	12	13	–	14	8
<i>G</i>	14	16	14	14	15	14	–	13
<i>H</i>	17	15	9	12	14	8	13	–

One of the group wishes to pass on a piece of news to all the other friends, either by a direct text or by the message being passed on from friend to friend, at the minimum total cost.

- (a) (i)** Use Prim’s algorithm starting from *A*, showing the order in which you select the edges, to find a minimum spanning tree for the table. *(4 marks)*
- (ii)** Draw your minimum spanning tree. *(2 marks)*
- (iii)** Find the minimum total cost. *(1 mark)*
- (b)** Person *H* leaves the group. Find the new minimum total cost. *(2 marks)*

QUESTION  
PART  
REFERENCE

.....

.....

.....

.....

.....

.....

.....

.....

.....

.....





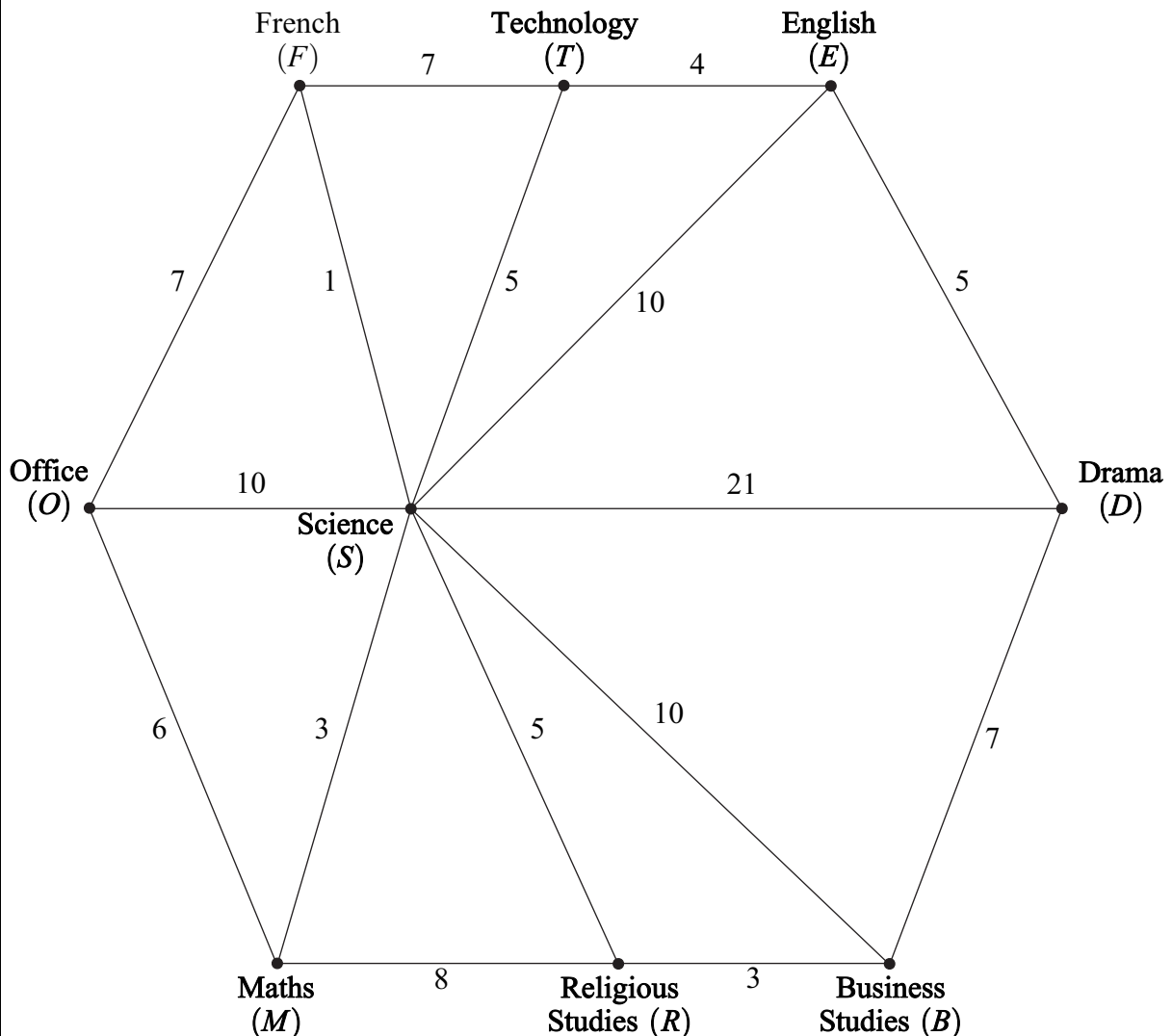
- 4** The network below shows some pathways at a school connecting different departments. The number on each edge represents the time taken, in minutes, to walk along that pathway.

Carol, the headteacher, wishes to walk from her office ( $O$ ) to the Drama department ( $D$ ).

- (a) (i)** Use Dijkstra's algorithm on the network to find the minimum walking time from  $O$  to  $D$ . (6 marks)
- (ii)** Write down the corresponding route. (1 mark)
- (b)** On another occasion, Carol needs to go from her office to the Business Studies department ( $B$ ).
- (i)** Write down her minimum walking time. (1 mark)
- (ii)** Write down the route corresponding to this minimum time. (1 mark)

QUESTION  
PART  
REFERENCE

**(a)(i)**

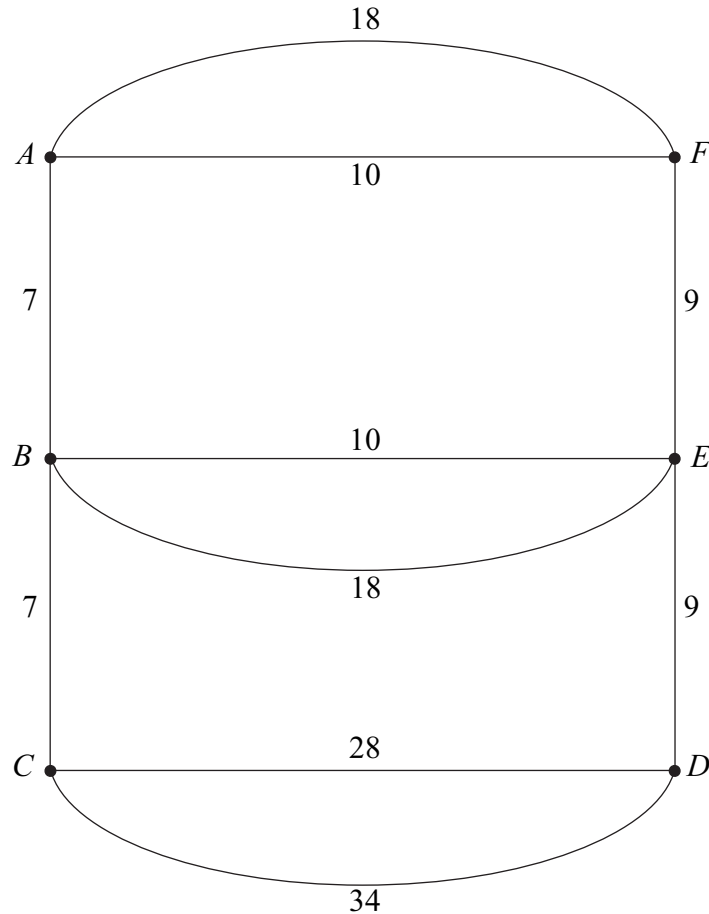






5

A council is responsible for gritting main roads in a district. The network shows the main roads in the district. The number on each edge shows the length of the road, in kilometres. The gritter starts from the depot located at point  $A$ , and must drive along all the roads at least once before returning to the depot.



Total = 150 km

- (a) Find the length of an optimal Chinese postman route around the main roads in the district, starting and finishing at  $A$ . (5 marks)
- (b) Zac, a supervisor, wishes to inspect all the roads. He leaves the depot, located at point  $A$ , and drives along all the roads at least once before finishing at his home, located at point  $C$ . Find the length of an optimal route for Zac. (2 marks)
- (c) Liz, a reporter, intends to drive along all the roads at least once in order to report on driving conditions. She can start her journey at any point and can finish her journey at any point.
- (i) Find the length of an optimal route for Liz. (2 marks)
- (ii) State the points from which Liz could start in order to achieve this optimal route. (1 mark)



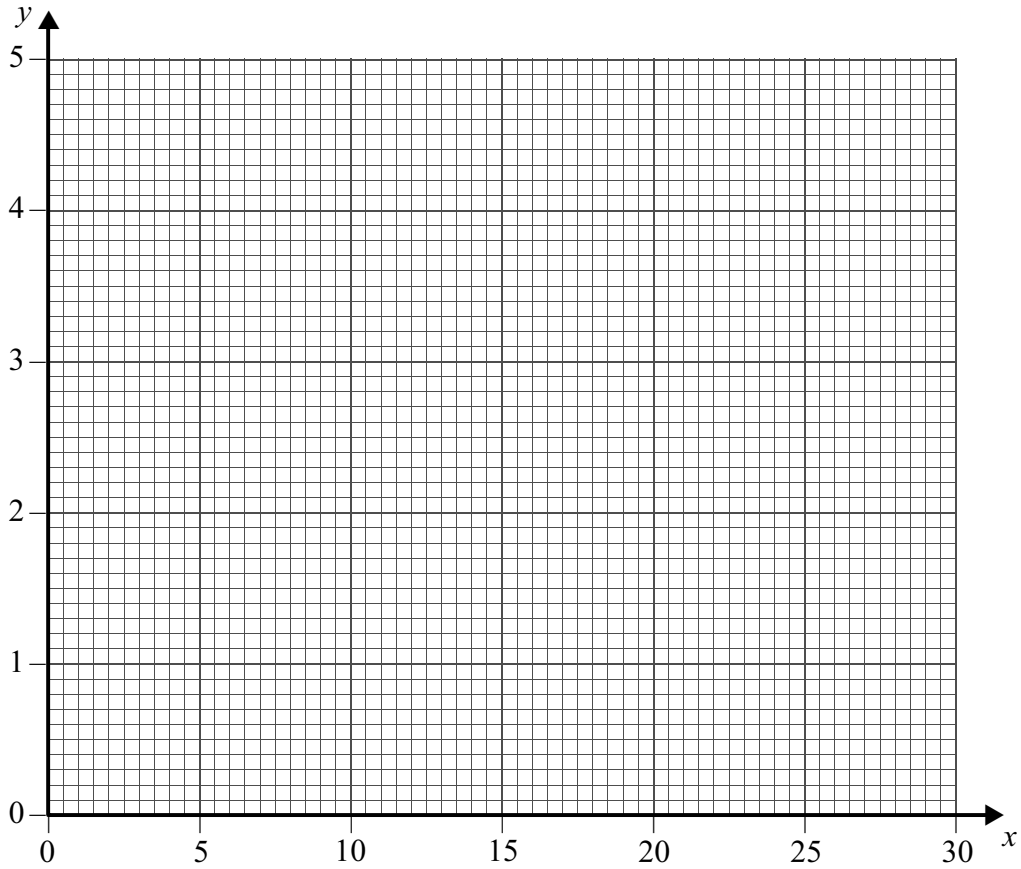








QUESTION  
PART  
REFERENCE  
**(b)(i)**



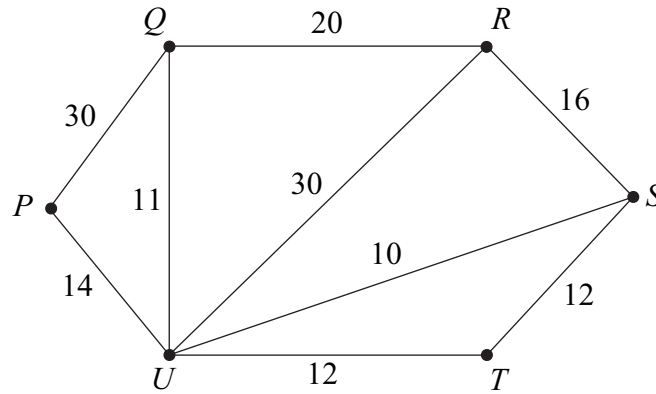
Area with horizontal dotted lines for writing.



8

Mrs Jones is a spy who has to visit six locations,  $P$ ,  $Q$ ,  $R$ ,  $S$ ,  $T$  and  $U$ , to collect information. She starts at location  $Q$ , and travels to each of the other locations, before returning to  $Q$ . She wishes to keep her travelling time to a minimum.

The diagram represents roads connecting different locations. The number on each edge represents the travelling time, in minutes, along that road.



- (a) (i) Explain why the shortest time to travel from  $P$  to  $R$  is 40 minutes. (2 marks)
- (ii) Complete **Table 1**, on the opposite page, in which the entries are the shortest travelling times, in minutes, between pairs of locations. (2 marks)
- (b) (i) Use the nearest neighbour algorithm on **Table 1**, starting at  $Q$ , to find an upper bound for the minimum travelling time for Mrs Jones's tour. (4 marks)
- (ii) Mrs Jones decides to follow the route given by the nearest neighbour algorithm. Write down her route, showing all the locations through which she passes. (2 marks)
- (c) By deleting  $Q$  from **Table 1**, find a lower bound for the travelling time for Mrs Jones's tour. (5 marks)

QUESTION  
PART  
REFERENCE

.....

.....

.....

.....

.....

.....

.....

.....

.....

.....











**There are no questions printed on this page**

**DO NOT WRITE ON THIS PAGE  
ANSWER IN THE SPACES PROVIDED**

